




























































## ITU Olympic Qualification List: Rio 2016 | Men's Standings











Published on 16/04/2016 07:36




Rank	+/-	First Name	Last Name	YOB	Country	Total Points	1 <sup>st</sup> Pd. Events	2 <sup>nd</sup> Pd. Events	1 <sup>st</sup> Pd. Points	2 <sup>nd</sup> Pd. Points
1.	-	Mario	Mola	1990	ESP 	11608.95	7	7	5872.37	5736.58
2.	-	Javier	Gomez Noya	1983	ESP 	11193.00	7	6	5803.00	5390.00
3.	-	Richard	Murray	1989	RSA 	10005.33	7	7	4902.69	5102.64
4.	-	Fernando	Alarza	1991	ESP 	8518.68	7	7	4037.93	4480.75
5.	-	Vincent	Luis	1989	FRA 	7936.95	6	5	3897.49	4039.46
6.	-	Joao	Pereira	1987	POR 	7744.46	7	7	4521.26	3223.20
7.	-	Alistair	Brownlee	1988	GBR 	7744.16	7	4	5457.12	2287.04
8.	-	Jonathan	Brownlee	1990	GBR 	6810.34	7	3	5579.27	1231.07
9.	-	Ryan	Bailie	1990	AUS 	6800.26	6	8	2621.70	4178.56
10.	-	Dmitry	Polyanskiy	1986	RUS 	6027.80	7	7	3322.02	2705.78
11.	-	Crisanto	Grajales	1987	MEX 	5962.00	7	6	3126.52	2835.48
12.	-	Aaron	Royle	1990	AUS 	5523.72	5	9	1145.65	4378.07
13.	-	Sven	Riederer	1981	SUI 	5279.98	7	7	3156.32	2123.66
14.	-	Vicente	Hernandez	1991	ESP 	5269.62	7	6	2872.08	2397.54
15.	-	Henri	Schoeman	1991	RSA 	5218.24	7	7	2153.68	3064.56
16.	-	Igor	Polyanskiy	1990	RUS 	4760.50	6	8	1795.89	2964.61
17.	-	Alessandro	Fabian	1988	ITA 	4506.67	7	6	2716.41	1790.26
18.	+5	Rostyslav	Pevtsov	1987	AZE 	4244.11	6	7	1790.56	2453.55

Rank	+/-	First Name	Last Name	YOB	Country	Total Points	1st Pd. Events	2nd Pd. Events	1st Pd. Points	2nd Pd. Points
19.	-1	Alexander	Bryukhankov	1987	RUS 	4149.18	7	7	2435.23	1713.95
20.	-1	Pierre	Le Corre	1990	FRA 	4134.59	7	3	3512.13	622.46
21.	-1	Joao	Silva	1989	POR 	4073.35	5	5	2210.30	1863.05
22.	-1	Adam	Bowden	1982	GBR 	3974.78	6	6	2108.53	1866.25
23.	-1	Joe	Maloy	1985	USA 	3814.39	7	7	1985.17	1829.22
24.	-	Irving	Perez	1986	MEX 	3701.36	7	7	1799.12	1902.24
25.	-	Gábor	Faldum	1988	HUN 	3349.41	7	7	1383.12	1966.29
26.	-	<b>Richard</b>	<b>Varga</b>	<b>1989</b>	<b>SVK</b> 	<b>3308.14</b>	<b>7</b>	<b>4</b>	<b>2079.89</b>	<b>1228.25</b>
27.	-	Ryan	Sissons	1988	NZL 	3303.20	5	7	1247.15	2056.05
28.	-	Gregory	Billington	1989	USA 	3226.78	5	7	1186.94	2039.84
29.	+9	Gonzalo Raul	Tellechea	1985	ARG 	3091.44	6	8	1169.86	1921.58
30.	-1	Davide	Uccellari	1991	ITA 	3077.81	7	7	1836.62	1241.19
31.	-1	Steffen	Justus	1982	GER 	2995.82	5	8	1553.48	1442.34
32.	-1	Andrea	Salvisberg	1989	SUI 	2946.47	7	7	1478.69	1467.78
33.	-1	Kevin	Mcdowell	1992	USA 	2931.50	6	8	1421.99	1509.51
34.	-1	Ryan	Fisher	1991	AUS 	2918.64	4	8	788.13	2130.51
35.	+10	Marten	Van Riel	1992	BEL 	2906.22	5	8	929.40	1976.82
36.	-2	Tony	Dodds	1987	NZL 	2904.97	7	3	2213.48	691.49
37.	-2	Dorian	Coninx	1994	FRA 	2874.68	6	3	1521.40	1353.28
38.	-2	Gregor	Buchholz	1986	GER 	2794.05	5	6	1562.97	1231.08

Rank	+/-	First Name	Last Name	YOB	Country	Total Points	1st Pd. Events	2nd Pd. Events	1st Pd. Points	2nd Pd. Points
39.	-2	Jelle	Geens	1993	BEL 	2788.68	6	6	1077.98	1710.70
40.	-	Leonardo	Chacon	1984	CRC 	2781.71	7	7	1305.06	1476.65
41.	-2	Jarrod	Shoemaker	1982	USA 	2738.47	7	2	2450.79	287.68
42.	-1	Jacob	Birtwhistle	1995	AUS 	2679.02	2	6	862.50	1816.52
43.	+1	Luciano	Taccone	1989	ARG 	2596.73	7	7	1637.79	958.94
44.	-2	Andreas	Schilling	1991	DEN 	2524.33	4	9	513.75	2010.58
45.	-2	Diogo	Sclebin	1982	BRA 	2488.68	7	7	1767.91	720.77
46.	+21	Rodrigo	Gonzalez	1989	MEX 	2478.59	5	9	1001.27	1477.32
47.	+8	Bryan	Keane	1980	IRL 	2461.28	5	9	920.09	1541.19
48.	-2	Aurelien	Raphael	1988	FRA 	2461.13	7	4	1313.33	1147.80
49.	-2	Miguel	Arraiolos	1988	POR 	2451.91	7	7	1469.74	982.17
50.	-2	Kristian	Blummenfelt	1994	NOR 	2450.08	6	6	894.14	1555.94
51.	-2	Andrew	Yorke	1988	CAN 	2444.16	7	4	1401.15	1043.01
52.	-2	David	Hauss	1984	FRA 	2407.67	4	3	1175.31	1232.36
53.	-2	Kyle	Jones	1984	CAN 	2399.69	3	5	599.36	1800.33
54.	-2	Ben	Kanute	1992	USA 	2343.31	7	6	1693.08	650.23
55.	-2	Tyler	Mislawchuk	1994	CAN 	2334.66	3	7	332.46	2002.20
56.	+12	Ron	Darmon	1992	ISR 	2302.28	6	7	1126.26	1176.02
57.	-3	Jason	Wilson	1990	BAR 	2299.29	7	7	1106.46	1192.83
58.	+5	Wian	Sullwald	1993	RSA 	2269.96	2	8	409.80	1860.16

Rank	+/-	First Name	Last Name	YOB	Country	Total Points	1st Pd. Events	2nd Pd. Events	1st Pd. Points	2nd Pd. Points
59.	-3	Simon	Viain	1993	FRA 	2247.92	6	6	979.00	1268.92
60.	-2	Manuel	Huerta	1984	PUR 	2172.57	7	6	1249.23	923.34
61.	-4	Anthony	Pujades	1991	FRA 	2144.46	4	5	1007.87	1136.59
62.	-3	Thomas	Bishop	1991	GBR 	2117.03	6	4	1248.66	868.37
63.	-2	Luca	Facchinetti	1988	ITA 	2095.78	5	9	932.07	1163.71
64.	-4	Yuichi	Hosoda	1984	JPN 	2089.58	7	5	1243.48	846.10
65.	-3	Dan	Wilson	1985	AUS 	2062.85	7	1	1944.29	118.56
66.	-2	Tamás	Tóth	1989	HUN 	2049.49	5	9	571.15	1478.34
67.	-2	Justus	Nieschlag	1992	GER 	2005.12	5	4	943.16	1061.96
68.	-2	Alois	Knabl	1992	AUT 	1996.65	7	7	1166.26	830.39
69.	+1	Lukas	Hollaus	1986	AUT 	1929.35	6	8	1130.15	799.20
70.	+4	Thomas	Springer	1984	AUT 	1918.32	5	9	304.06	1614.26
71.	-2	Hunter	Kemper	1976	USA 	1912.52	6	1	1868.29	44.23
72.	-1	Courtney	Atkinson	1979	AUS 	1837.28	4	6	858.62	978.66
73.	-1	Premysl	Svarc	1985	CZE 	1747.23	7	7	793.50	953.73
74.	-1	Matthew	Sharp	1989	GBR 	1663.20	2	4	551.45	1111.75
75.	+7	Sergio	Sarmiento	1985	MEX 	1630.37	6	3	1101.81	528.56
76.	-1	Jan	Celustka	1982	CZE 	1593.77	6	8	603.94	989.83
77.	-1	Cesar	Saracho	1994	MEX 	1586.75	5	4	963.29	623.46
78.	-	Andrea	Secchiero	1988	ITA 	1565.49	7	6	758.05	807.44

Rank	+/-	First Name	Last Name	YOB	Country	Total Points	1st Pd. Events	2nd Pd. Events	1st Pd. Points	2nd Pd. Points
79.	-2	Aleksandr	Latin	1986	EST 	1549.41	6	8	713.37	836.04
80.	+3	Drew	Box	1989	AUS 	1544.05	4	6	530.39	1013.66
81.	-2	Felipe	Barraza	1991	CHI 	1515.75	7	5	1068.35	447.40
82.	-2	Danylo	Sapunov	1982	UKR 	1512.90	6	8	959.62	553.28
83.	+2	Ivan	Ivanov	1989	UKR 	1484.22	6	3	957.71	526.51
84.	-3	Francesc	Godoy	1986	ESP 	1477.18	7	7	821.02	656.16
85.	-1	Brendan	Sexton	1985	AUS 	1347.55	7	2	1213.43	134.12
86.	+10	Aurélien	Lescure	1986	TUR 	1306.08	4	2	974.98	331.10
87.	-1	Hirokatsu	Tayama	1981	JPN 	1277.14	5	2	1053.61	223.53
88.	-1	Etienne	Diemunsch	1988	FRA 	1254.25	3	2	1077.20	177.05
89.	-1	Aaron	Harris	1988	GBR 	1227.83	5	0	1227.83	0.00
90.	-1	Danilo	Pimentel	1986	BRA 	1220.33	7	7	512.03	708.30
91.	-1	Mark	Buckingham	1985	GBR 	1180.26	5	3	363.96	816.30
92.	-1	Gordon	Benson	1994	GBR 	1138.78	3	3	458.98	679.80
93.	-1	Sean	Jefferson	1982	USA 	1125.71	6	6	701.16	424.55
94.	-1	Jonas	Schomburg	1994	TUR 	1123.67	5	9	414.71	708.96
95.	-1	Cameron	Good	1986	AUS 	1086.10	7	2	1052.21	33.89
96.	-1	Tommy	Zaferes	1986	USA 	1083.40	3	3	755.35	328.05
97.	-	Reinaldo	Colucci	1985	BRA 	1081.20	5	7	828.92	252.28
98.	+1	Min Ho	Heo	1990	KOR 	1037.18	4	5	549.18	488.00

Rank	+/-	First Name	Last Name	YOB	Country	Total Points	1 <sup>st</sup> Pd. Events	2 <sup>nd</sup> Pd. Events	1 <sup>st</sup> Pd. Points	2 <sup>nd</sup> Pd. Points
99.	-1	David	Castro Fajardo	1993	ESP 	1020.08	3	1	557.58	462.50
100.	+3	Kenji	Nener	1993	AUS 	968.02	5	2	914.24	53.78
286.	-5	Zhou	Fang	1985	CHN 	10.96	1	0	10.96	0.00

Showing 1 to 286 of 286 entries